



# Measuring

The new REGO-FIX Measuring Technology product line

# Optimize process reliability with the REGO-FIX MasterBar test arbor



ST 40/MBA 40x330



CAT 40/MBA 40x340



BT+ 40/MBA 40x340



HSK-A 63/MBA 40x350



HSK-E 40/MBA 24x180

## PRECISE

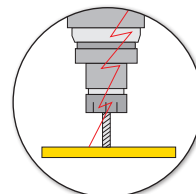
An intact tool spindle is the basis for precision. Runout errors of the tool spindle lead to vibrations, poor surface quality, increased tool wear and even tool breakage.

## PROCESS SAFE

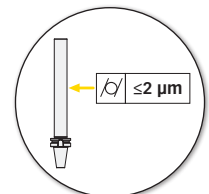
Periodic inspection of the tool spindle minimizes the risk of spindle damage and has a positive effect on process reliability.

## MASTERBAR

The test arbor is used to check and align the tool spindle. Each MasterBar comes with an individual inspection certificate.



Avoid spindle errors thanks to regular inspection



Cylindricity of the test arbor  $\leq 2 \mu\text{m}$



Made in Switzerland  
at the REGO-FIX Headquarters



Various interfaces,  
manufacturer-independent

Type	Part No.	Dimensions [mm]	
		Ø Diameter	Length A
MasterBar			
ST 40/MBA 40x330*	7550.40000	40	330
CAT 40/MBA 40x340	7553.40000	40	340
BT+ 40/MBA 40x340	7551.40600	40	340
HSK-A 63/MBA 40x350	7555.63000	40	350
HSK-E 40/MBA 24x180	7556.40400	24	180

\*ST stands for steep taper, can be used with the appropriate pull stud for SK/CAT & BT.

# Shorter setup time and higher precision with the REGO-FIX 3D-EdgeMaster



3D EMA-Metric



3D EMA-Inch



QR-Code for access of product information and measuring certificate

## SIMPLE

The large and clear dial facilitates the reading of the scale. The adjustment of the runout is easy and comfortable to handle.

## ROBUST

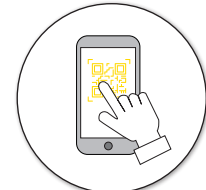
Due to the robust construction, the 3D-EdgeMaster is shock- and splash-proof according to IP 67. The mechanism is protected by the predetermined breaking point in the probe insert.

## 3D-EDGEMASTER

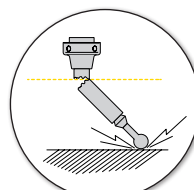
The 3D edge finder is used for fast and precise probing of the reference edges, setting of the zero point and for measuring. The repeat accuracy is  $\leq 0.01$  mm.



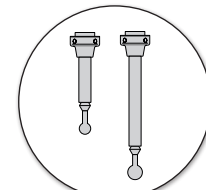
Dial and shank is available in metric and inch version



Product information and inspection certificate are digitally available



Probe insert with ceramic breaking point



Short and long probe insert available

Type	Part No.	Description	Sizes Ø / L
<b>3D-EdgeMaster</b>			
SET 3D EMA-Metric	7510.00005	3D edge finder set Metric, 2 short & 2 long probe inserts	Ø 16 mm
3D EMA-Metric	7510.00000	3D edge finder Metric & probe insert short	Ø 16 mm
3D EMA-Inch	7510.00100	3D edge finder Inch & probe insert short	Ø 5/8 "
TE EMA-Short	7515.00000	Probe insert short for 3D EMA	L 31 mm
TE EMA-Long	7515.00300	Probe insert long for 3D EMA	L 56.5 mm



Authorised Channel partners



Unit no1to 4  
Continental Industrial Estate  
Kothrud Pune 411029  
Phone : 8956317612 / 8484920163  
Email : sales@accutechtools.com  
www.accutechtools.com

## REGO-FIX AG

Obermattweg 60  
4456 Tenniken  
Switzerland  
info@rego-fix.com

## REGO-FIX India

Makarand Dande  
Country Director  
M +91 98901 53568  
mdande@rego-fix.com

# REGO-FIX

[www.rego-fix.com](http://www.rego-fix.com)